

Waterman's  Ideal Fountain Pen

Robert G. Tefft

- INTRODUCTION -

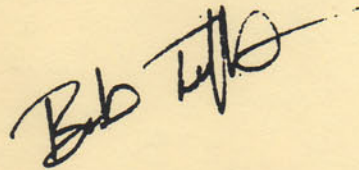
This syllabus was prepared as the basis of a discussion of the pens of the L. E. Waterman Company, held by the Southern California Pen Collectors Club in September of 1987. It is organized into five sections, separated by changes in paper color:

- I. Overview of L. E. Waterman Products, 1883 to 1954
- II. Model Numbering Systems Utilized by the L. E. Waterman Company
- III. The Waterman Filagree Pens
- IV. Waterman Silver, Gold-Filled, and Gold Overlay Patterns of the 1920's
- V. Detailed Review of Early Waterman Pens: 1883 - 1915

Although every effort has been made to verify the information presented in this booklet, the reader should be aware documenting the introduction and disappearance of product lines which appeared up to a century ago is a project which is inherently ambiguous. The dates given for the first appearance of a particular item are generally the earliest year that the pen could be positively identified in either company advertising or catalogs. I would hope that, as more information is uncovered, the dating of these very early pens will become more precise. In short, while this syllabus is as definitive as can be achieved by the efforts of one amateur collector in September of 1987, it should be viewed as a "work in progress", a base to be extended and refined by the acquisition of new data and by the efforts of other pen fanciers.

I would like to express my appreciation to Mr. Michael Fultz, of Chicago, Illinois, Mr. Fred Krinke of Los Angeles, California, and Mr. Bill Doniger, of Berkeley, California, whose generous contribution of Waterman company catalogs made this project possible, and to Mr. Glen Bowen, Mr. Cliff Lawrence, and Mr. Stuart Schneider, whose excellent reference works were indispensable.


Most especially, I would like to thank my wife, Tish, who put up with the loss of her dining room table and almost every other flat surface in the house during this project, and who, with remarkable patience and restraint, refrained from strangling me.



Bob Tefft

Waterman's Fountain Pen


- 1883 - Lewis Edson Waterman begins to produce and sell pens of his own design. These earliest of Watermans were distinguished by an unusual "stepped" section and by a knurled ring at the joint between section and barrel. The barrel inscription read "WATERMAN'S IDEAL PEN".



Various Parts of Mr. Waterman's First Fountain Pen
(A) ink feed; (B) "neck" or grip section; (C) barrel or holder; (D) cap

Each pen came with a guarantee of satisfaction which was personally signed by Mr. Waterman. Total sales in 1883 were six dozen pens.

- 1884 - The section of the Waterman pen was streamlined and the knurling on the lower end of the section was eliminated, presumably to afford greater comfort in holding the pen:



WATERMAN'S SECOND MODEL FOUNTAIN PEN

On February 12, 1884, Mr. Waterman received a patent for his fountain pen design, based primarily on his invention of a "fissured" feed. In this feed, two (later three) tiny fissures running the length of the ink channel actually carried the ink to the nib, while the main ink channel remained clear, allowing air to flow into the pen barrel to replace the ink being removed. This gradual filling of the barrel with air prevented the sudden blotting which had plagued rival fountain pens whenever their ink supply ran low.

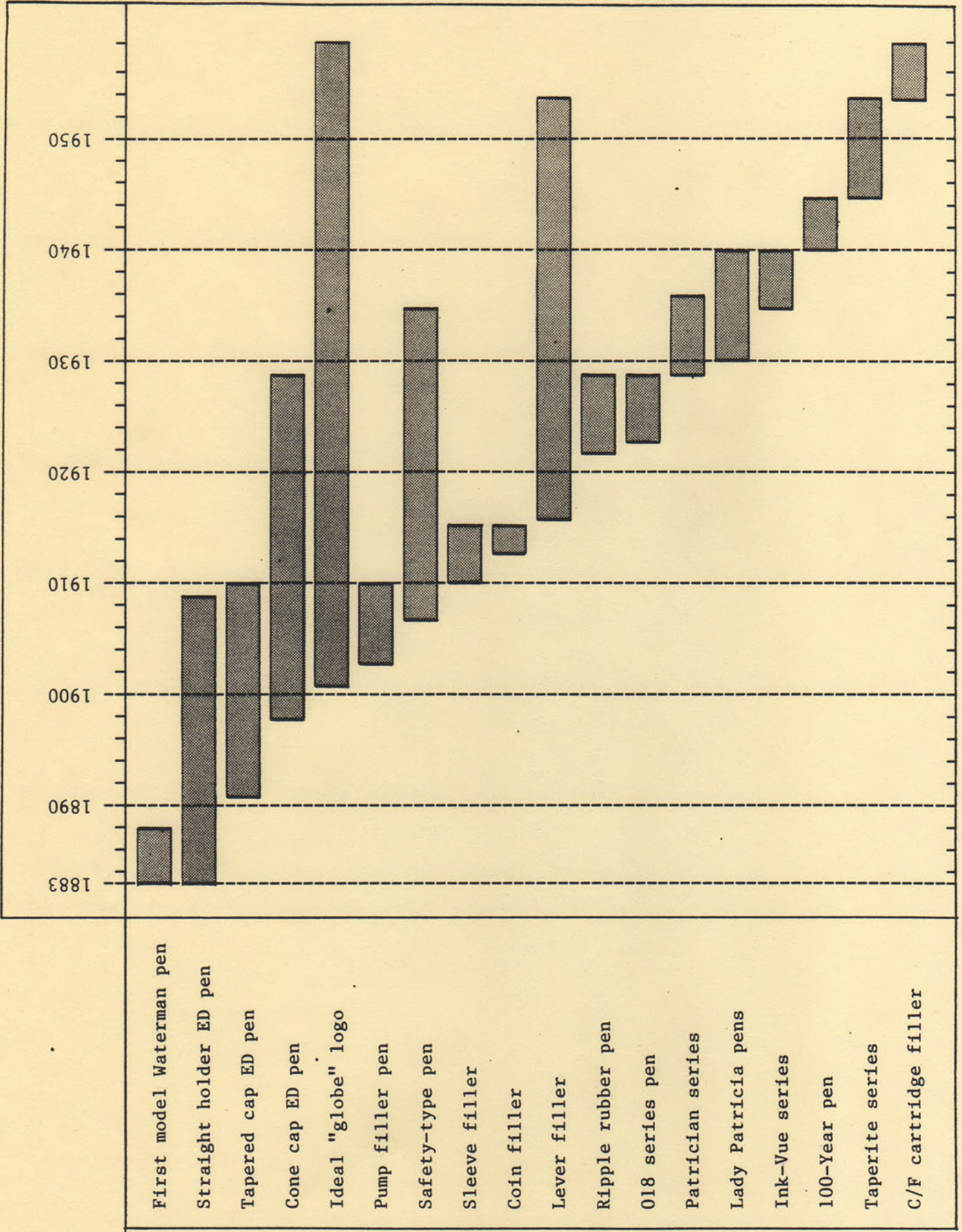
The patent drawings clearly show that, even by early 1884, the "stepped" section design had been abandoned.

The design of these early pens was of a type known as a "straight holder", with a cylindrical cap fitting over a section which was considerably and abruptly smaller in diameter than the barrel itself. These were designated by the Waterman Company with a single digit number corresponding to the size of the nib (e.g., "2", "4", etc.)

All of the Waterman pens of this era were fitted with a nib exhibiting a crescent-shaped breather hole. These were probably not manufactured by Mr. Waterman, but were purchased from the firm of LeRoy and Fairchild.

- 1886 - A straight-holder style pen was introduced with machine chasing on the barrel:





1890 - First Waterman desk pen introduced. The desk tapers were designated by the number "4", followed by a digit indicating the size of the nib fitted. Since this pen was sold only with a number 4, 5, or 6 nib, all of these early style desk tapers were marked "44", "45", or "46". The following reproduction is reduced substantially in size:



1890 TYPE WATERMAN DESK TAPER

1891 - The year 1891 saw considerable diversification in the Waterman line. Taper-cap models were produced, and were designated by the figure "2", followed by the nib size (e.g., 24, 26, etc.). Several models of the taper-cap pen were made with elaborate patterns turned into the rubber barrels, and these were given the model numbers of 122, 124, etc.:



1891 MODEL 124: CABLE TWIST PATTERN



1891 MODEL 124: HEXAGON TWIST PATTERN

In addition, a taper-cap model was produced with an unusual, checkered chasing pattern on the barrel and two checkered gold bands. This model was advertised for only a few years, and does not appear in the 1899 catalog:



Also, in 1891, Waterman began to advertise silver and gold overlay pens in both the straight holder and taper cap styles. These were designated by a "2" in the hundredths column of the model number for half-silver (metal covered barrel with rubber cap), "3" for half-gold, "4" for all silver covered (cap and barrel), and "5" for all gold:




1891 MODEL 224 (in silver) OR 324 (in gold)



1891 MODEL 404 (in silver) OR 504 (in gold)

1897 - Waterman cone cap introduced. This line was designated by a "1" in the tens column of the model number (e.g., 12, 14, 514, etc.).



WATERMAN CONE-CAP FOUNTAIN PEN (1897)

With the introduction of the cone-cap pocket models, the desk tapers were also redesigned. The original straight taper was fitted with a streamlined section and a cone cap, similar to the pocket models.

1897 - In November of this year, the heart-shaped breather hole began to replace the crescent on the nibs of pens featured in Waterman advertising:



CRESCENT NIB



LATER WATERMAN NIB

1899 - Introduction of the Waterman Number 20, largest pen and nib produced by this company. This item was available in plain or chased black rubber and in mottled. Red ripple, cardinal, and silver overlay models are rumored.

1899 - The original "fissure feed" was modified by the addition of ink reservoirs on either side, to become the well-known "spoon feed":



FISSURE FEED



SPOON FEED

1901 - Following Waterman's participation in the Pan-American Exposition (whose logo included an eagle perched atop the world), company advertising began to feature a stylized globe. By 1902, the Ideal globe became part of the inscription on Waterman pen barrels.

1899 - Silver filagree decoration began to appear on the Waterman cone cap pens. Early filagree designs were in pure silver, rather than sterling, and neither gold nor gold-filled filagree was available on the cone cap models until 1908. For an example of the early filagree designs, see Page 5.

1905 - The Waterman Clip-Cap was introduced. This could be ordered as an "extra-cost option" on any of the cone cap pens, and was available in:

German Silver:	\$0.25	Sterling Silver:	\$0.50
18kt. Gold Filled:	\$1.00	14kt. Solid Gold:	\$2.00

1907 - The Waterman Safety Pen was introduced. This model was an immediate success, and was produced for many years. The Safety Pen featured a retractable nib and a plug in the top of the cap which effectively sealed the barrel and prevented leakage of ink when the pen was closed. In addition, the Safety was the first pen to be manufactured by the Waterman company that was produced with barrel threads and a screw cap.



THE WATERMAN SAFETY PEN (1907): 12S

Although the design of the Safety Pen changed very little after its introduction, two early variations appear to have existed. In the first of these, shown in the company's 1908 catalog, the threads are located at the extreme top of the barrel, rather than the usual 3/16" or so below the barrel end. This early type was listed as available in plain, chased, mottled, and cardinal rubber, and in both regular and vest pocket length:



EARLY MODEL WATERMAN SAFETY PEN

While the Safety Pens were generally designated by the suffix "S" after the number of the pen (e.g., 14s, 412s, etc.), the second of the prototypes in this line is marked "15J". This pen has the overall appearance of a typical safety pen, but is distinguished by being a slip-cap pen (no barrel threads), by knurling on the knob which extends and retracts the nib, and by a somewhat primitive mechanism which causes the nib to spiral as it retracts and extends, rather than moving in a straight line.

1908 - The 1908 Waterman Catalog reveals a number of items which do not appear in earlier advertisements or publications:

- a. The Check Book Pen: The Check Book Pen is a small (3½" in length, closed) eyedrop filler with a straight holder and a distinctive slip cap which flared abruptly outward at the top:



THE CHECK BOOK PEN (PLAIN)



THE CHECK BOOK PEN (FILAGREE)

This pen was available in plain black or cardinal at \$2.50 or in filagree mounted at \$5.00. No numerical designation was attached to this item.

- b. The Baby Pen: This was another small pen (3½" in length), and was intended primarily for use by children. The style was very similar to the Check Book Pen, but with a simple straight cap rather than flared:



THE BABY PEN (1908)

- c. Cardinal Filagree Pens: The 1908 Catalog also illustrates a series of cone cap eyedrop fillers in cardinal (red) hard rubber with sterling filagree overlay. These were available in sizes 412, 414, 415, 416, 417, and 418:



FILAGREE PATTERN ON CARDINAL OVERLAY PENS (1908)

- d. Change in style of filagree on cone cap pens: From the introduction of silver filagree decoration on the cone cap pens (ca. 1903), the design of the overlay had been fairly open, the filagree work was thin, with only light engraving, and the top of the cap was rounded. In 1908, the filagree became heavier and more solid, the top of the cap was flattened somewhat, and a series of indentations was added at each end of the overlay to hold it more securely to the pen barrel and cap. In addition, the silver filagree pattern was produced in sterling, rather than the previous fine silver material, and solid gold and gold-filled filagree patterns became available.



EARLY CONE-CAP FILAGREE PATTERN (1903-07)



LATER CONE-CAP FILAGREE PATTERN (1908 on)


- e. Introduction of the Pump Filler: The 1908 Catalog contains the introduction of Waterman's first self-filling fountain pen, the Pump Filler. This pen was in plain black hard rubber, chased black hard rubber, and mottled, with or without a solid gold cap band, in nib sizes 2 through 8. It was also produced in a silver filagree model in nib sizes 2, 4, 5, and 6. The Pump Filler was identified in the Waterman numbering system by a "P" after the model number (e.g., 15P, 416P, etc.)



WATERMAN PUMP FILLER (SECTIONAL VIEW)

Although the Pump Fillers worked well when new, they were prone to early failure, and were not very successful. The line was discontinued in 1911.

- f. Introduction of the Chatelaine Pen: The Chatelaine Pen, which also debuted in the 1908 Catalog, was the first Waterman to be fitted with a ribbon ring, and was the apparent predecessor of the many ring-fitted 52½V pens of the 1920s. It was, in addition, only the second pen in the Waterman line to be produced with barrel threads and a screw cap. The Chatelaine Pen, however, differed from later ring pens in that it was an eyedrop filler, was fitted with a straight section similar to the cone cap pens, rather than a flared one, and was available with a choice of nib sizes, from a No. 2 to a No. 8.



THE CHATELAINE PEN (1908)

1908 (continued)

- g. The use of the suffix "V" to denote short length ("vest pocket") pens: In the 1908 Catalog, the use of a "3" in the tens place of the model number to designate a short length pen was abandoned in favor of the letter "V" after the model number. Thus, the following pen, which was previously known as a "34", was now designated as a "4V":



Short length pens were available in the straight holder style (Nos. 2V through 6V) in plain or chased black rubber with or without gold trim rings on the barrel, in cone cap style (Nos. 12V through 16V) in plain or chased black rubber, in a silver covered straight holder in the Barley Corn pattern (402V), and in Safety Pens (12VS through 15VS, 12VSGM through 15VSGM, and 412VS through 415VS).

- h. Introduction of the Secretary Pen: The Secretary Pen was a cone-cap pen in a full length, but was more slender than the regular cone cap series. With the introduction of this line, Waterman began the use of the suffix "½" to designate their smaller diameter pens. The Secretary Pen was available only with a number 2 nib, but with a wide variety of finishes and trim, including black and mottled, plain and chased, half-silver covered, half-gold covered, and full-covered in silver, gold, or gold-filled.

1909 - Last known advertisement for pens with the "straight holder" design.

1910 - In December, Waterman advertised their new self-filling pen, the sleeve filler. This pen was available in plain and chased black rubber, with or without a gold barrel band, and in a silver filagree version. Number 2 and number 4 nibs were available. This line of pens was identified with the initials "SF" following the model number (e.g., 14SF, 12SFGMM, 412SF). Note that the SF signified "self-filling", not "sleeve filler".



WATERMAN SLEEVE FILLER (1910) 12SF

The Sleeve Filler was produced only with a cone cap; no screw cap version was available. It was moderately successful, and was continued in production until 1915.

1910 - Last known advertisement for taper cap pens.

1911 - Last known advertisement for the Check Book Pen.

1913 - In September of this year, a third type of self-filling pen, the coin filler, was introduced:




WATERMAN COIN FILLER (1913) 12VPSF

This pen was labelled by Waterman as the Pocket Self-Filler, and was identified by the initials "PSF" following the model number. It was supplied in both full and short ("V") lengths.

Although the coin filler was not very successful commercially, and was produced for less than two years, it was the first Waterman to incorporate a flared section which screwed tight against an inner cap to provide a sealed chamber and prevent the leakage of ink into the users purse or pocket. This design of cap and section was to survive essentially unchanged until the mid-1940's.

With each coin filler sold, the purchaser received a small oval medallion which could be attached to a keychain or watchchain and used in filling the pen. Because of the rather small number of coin fillers which were made, both the pen and the coin supplied with it are rare today.

1914 - The barrel threads, screw cap, flared section, and inner cap of the coin filler were utilized in producing an eyedrop filler, which Waterman labelled the Pocket pen. It was larger in diameter than the slip cap pen with a corresponding size nib, and was designated in the company's numbering system by the letters "POC" following the model number (e.g., 12POC, 414POC, etc.).



WATERMAN POCKET PEN (1914): 412POC

1915 - During the first half of 1915, a self-filling fountain pen was introduced which filled by means of a lever and pressure bar. At last, Waterman had found a successful filling mechanism. This line was given the title of Pocket Self Filler, inherited from the now abandoned coin filler pen, and was designated by the letters "PSF" after the model number. Initially, the line consisted of a plain black hard rubber style and a chased black rubber model which could be ordered with two plain or engraved gold bands on the barrel. Available nib sizes were 2, 4, 5, and 6. Sterling or gold-filled filgree models were available with number 2 or number 4 nibs. All of these models and sizes were also made in the short ("V") length.



WATERMAN POCKET SELF-FILLER (1915): 12PSF

(Note: The Waterman inscription on the cap of the pen illustrated does not appear to be a constant feature.)

1917 - The numbering system for Waterman products was completely revised. A summary and comparison of the original and the revised systems are given on separate sheets. The only change made in the actual product line was in the 12½VPSF line. This pen had been 4 3/8" in length and, in the metal overlay models, the lower 5/8" of the barrel was not jacketed:



WATERMAN 412½VPSF

When this model was converted to the corresponding 52½V under the new system, the overall length was shortened to approximately 3 5/8" (probably to make the pen more convenient for use on a chatelaine) and the entire barrel length was covered with metal in the overlay models:




WATERMAN 452½V

- 1923 - Self-filling pens were offered in cardinal and mottled rubber, as well as plain and chased black hard rubber and gold and silver overlay.
- 1923 - Waterman ripple pens were introduced. These were distinguished by a very attractive ripple pattern in the hard rubber and by colors which have been seen before or since in rubber pens. The red ripple pens in this line were the Number 7, equal in size to a 55, but with a colored band near the top of the cap which corresponds to the type of nib fitted, and the Number 5, equal in size to a 52, but with a color band and a flare at the top of the cap:



WATERMAN No. 7 RED RIPPLE



WATERMAN No. 5 RED RIPPLE

In addition to the red ripples, other ripples were made in blue-green, olive, and rose. These colors were produced in a model 94, equal in diameter to a number 55, but approximately ½ inch shorter, and in a 52V size. The 94 and the 52V did not feature the color bands of the No. 7 and No. 5.

All of the ripple pens were fitted with a gold-filled band around the lip of the cap to prevent cracking, and were supplied with gold-filled clip and lever.

1924 - The "018" series of pens were introduced. These pens featured the gold-filled cap lip band of the ripples, but were produced in all of the sizes of the lever-filler ("50") series, from 52½V to 58. The designation "018" series is derived from the first three digits of the

pens model numbers (01852½V, 01854, 01858, etc.). In many instances, however, the "018" was omitted from the barrel stamping of these pens, and they were simply inscribed "52", "55", etc.

The 018 series were available in plain black rubber, in cardinal, and in red mottled. With the introduction of these pens, cardinal and red mottled were dropped from the regular line of Waterman self-fillers, and pens without cap bands were produced after 1924 in only plain or chased black.

- 1925 - The 1925 Waterman Catalog contains the first known reference to a new member of the red ripple line, the 01955. This pen was equal in size to a number 55, but was fitted with both a gold-filled band around the cap lip and a gold-filled covering over the top of the cap.



THE WATERMAN NUMBER 01955

Subsequently, this pen was also produced with solid gold, engraved trim (model number 1955).

Also introduced in 1925 were the 0725 pencils, designed as companions for the 018 series pens.

Another unusual pen which appeared in the 1925 Catalog was model model 02855. This item was produced only in black smooth rubber and only with a number 5 nib. It was characterized by narrow gold bands both at the top of the cap and at the lower end of the barrel:



THE WATERMAN NUMBER 02855

- 1926 - Red ripple was added as one of the color patterns available in the "018" series. Thus, any size lever-filler, from 52½V to 58 was now available in red ripple.

- 1929 - Waterman Patrician line initiated in December. Colors were emerald (green), turquoise (blue mottled with gold and tan), nacre (black and white), onyx (marbled tan with red veins), and jet (black).



THE WATERMAN PATRICIAN

- 1930 - The Lady Patricia appears in jet, onyx, and Persian (pale grey with wavy, black striations).



THE LADY PATRICIA

1932 - Moss agate (green marbled with tan, brown, and gold) added to Patrician line. Turquoise and nacre added to Lady Patricia line.

1933 (ca.) - The black plastic Number 7 introduced, featuring the new "Tip-Fill" feed and priced at \$7.00. The bottom of the pen barrel contained a plastic insert whose color indicated the type of nib fitted. A slightly smaller, but similarly styled pen, the Number 5, was also offered at \$5.00.



THE WATERMAN NUMBER 7 (1933)

The lower-priced pens in the Waterman line were the Number 94, in grey, blue, brown, and jet, at \$5.00, the Number 92 at \$3.50, and the Number 32 at \$2.75. The Patrician and Lady Patricia continued to lead the line.

1934 - The Patrician line was reduced to three colors: Onyx, Moss Agate, and Jet. Likewise, the Lady Patricia was reduced to Persian, Onyx, Moss Agate, and Jet. The color selection in the No. 94 line was changed to Moss Agate, Pearl Grey, and Jet. Models No. 92 and 32 were discontinued and replaced by the No. 3, in Steel Quartz, Black Pearl, and Green Pearl, at \$3.00.

The No. 7 continued in production.

1935 - The Ink-Vue was introduced in Silver-Ray and Emerald-Ray. These colors were also added to the No. 7 line.



THE WATERMAN INK-VUE

The Silver-Ray Ink-Vue was priced at \$5.00, the Emerald-Ray at \$6.00.

1936 - A Deluxe Ink-Vue model was brought into production. This model was distinguished by its larger size and nib and by the presence of three cap bands (one wide and two narrow). This item was available in Emerald-Ray, Copper-Ray, and Jet, and was priced at \$8.50.



THE WATERMAN DELUXE INK-VUE

The standard Ink-Vue was continued in Jet, Silver-Ray, Emerald-Ray, and Copper-Ray. A visible ink version of the the Lady Patricia was introduced in Mist, Sunset, and Black Lace. The No. 94, No. 3, and regular Lady Patricia lines were unchanged from 1934.


The Patrician was discontinued.

- 1936 - The first Waterman cartridge pen was introduced in the United States, France, and Canada. The pen was filled by unscrewing the barrel from the section, inserting a glass cartridge, and replacing the barrel. This action punctured a plastic plug in the cartridge and allowed ink to flow into the feed.



THE WATERMAN CARTRIDGE PEN (1936)

- 1940 - The Ink-Vue line was replaced by the Hundred Year Pen. The styling of this piece was a radical departure from the past, with its streamline shape and striking ribbed cap and barrel. The 1940 version of this pen is characterized by its clip, which arches over the top of the cap, and by the presence of three gold-filled bands (one wide and two narrow) on the barrel.



THE HUNDRED YEAR PEN (1940)

Colors available were Jet Black, Burgundy Red, Forest Green, and Navy Blue, and the selling price was \$8.50.

A full-size pen based on the Ink-Vue principle was continued in the form of the No. 511, and the vacuum-fil Lady Patricia was continued. The lower price pens of this period were the 351 and 351V at \$3.50.

By the end of the year, Waterman had introduced two additional models of the Hundred Year Pen, a slim "ladies" model at \$8.50, and a supersixte deluxe model at \$10.00.

- 1942 - The Hundred Year Pen was restyled somewhat. The clip now started from a gold-filled rivet at the top of the cap, and the barrel bands were replaced with a single cap band. In addition, the top of the cap and the end of the barrel were now made of a transparent plastic. Forest Green was dropped from the color selections.



THE HUNDRED YEAR PEN (1942)

Lower priced pens of this period were the Commando at \$5.00, the 302, and the 352 at \$2.95 to \$3.50.

- 1943 - Smooth-barrelled versions of the 100 Year Pen were brought to market, including a solid gold model and a model with a solid gold cap and plastic barrel.

The Emblem Pen, also introduced at this time, was identical to the smooth-bodied Hundred Year Pen, except for the nib engraving and the absence of the Hundred Year name on the cap.

1945 - In response to the success of Parker's "51", the sleek, small-nibbed Taperites were introduced. The Stateleigh, with gold-filled cap, was priced at \$13.50, and the Citation, fitted with a plastic cap and wide, gold-filled cap band, sold at \$8.75. Both were available in maroon, grey, blue, and black.



THE TAPERITE STATELEIGH



THE TAPERITE CITATION

Later Taperite pens included the Corinth, at \$8.75, and the Crusader, with Lustraloy cap, at \$5.00.

1954 - C/F cartridge pen and Sapphire ballpoint introduced

MODEL NUMBERING SYSTEM FOR L. E. WATERMAN FOUNTAIN PENS:

1893 through 1929

FEATURE	MODEL NUMBER DESIGNATION	
	1883 - 1917	1917 - 1929
NIB SIZE	Indicated by the figure in the ones position	Indicated by the figure in the ones position
TYPE OF PEN:		
Straight holder	'0' or no figure in tens position	Not produced
Taper cap	'2' in tens position	Not produced
Safety	'1' in tens position, with 'S' as suffix	'4' in tens position
Cone cap	'1' in tens position	'1' in tens position
Pump filler	'P' as suffix	Not produced
Sleeve filler	'SF' as suffix	Not produced
Coin filler	'PSF' as suffix	Not produced
Screw-cap eyedropper fill	'POC' as suffix	'7' in tens position
Lever filler	'PSF' as suffix	'5' in tens position
Desk pen	'4' in tens position	Not designated
Slender pen	'½' as suffix	'½' as suffix
Short or vest pocket pen	Before 1908: '3' in tens position After 1908: 'V' as suffix	'V' as suffix
MOUNTINGS:		
Ribbon ring	'Chatelaine' as suffix	'w.r.' as suffix
2 gold bbl. bands	'GM' as suffix	'6' in hundreds position
1 gold bbl. band	'GMM' as suffix	'7' in hundreds position
Wide gold cap band	'GM' as suffix	'8' in hundreds position
Narrow gold band at lip of cap	Not produced	'1' in thousands position & '8' in hundreds position
Narrow gold bands at top of cap & end of barrel	Not produced	'2' in thousands position & '8' in hundreds position
Half-cov., silver	'2' in hundreds position	'2' in hundreds position
Half-covered, gold	'3' in hundreds position	'3' in hundreds position
Full-cov., silver	'4' in hundreds position	'4' in hundreds position
Full-covered, gold	'5' in hundreds position	'5' in hundreds position
Half-covered, mother-of-pearl	'6' in hundreds position, with 'GM' as suffix	Not produced
Gold-filled	'0' as prefix*	'0' as prefix

* Note that the '0' prefix, denoting gold-filled trim rather than solid gold, was not used in the earlier numbering system on pens with cap bands or barrel bands, only on half or full overlay pens.

Waterman's Ideal FountainPen

WATERMAN FILAGREE PENS

FIRST DESIGN:



The Filagree pattern was introduced into the Waterman line in 1899. The first Filagree design was a relatively open pattern of abstract, flowing curves, with rather large areas of exposed rubber. The first Filagree overlay was available on either a cone cap pen or a tapered cap model. Available nib sizes in either type of holder were Nos. 2, 4, 5, and 6. Since the Filagree pattern was not, initially, designated by the usual "4" in the hundreds column of the model number, the taper cap pens were labelled simply numbers 22, 24, 25, and 26, and the cone cap models were 12, 14, 15, and 16. This earliest Filagree pattern was produced only in silver, both Sterling and fine. Some of these pens were fitted with the unusual Waterman star nib.

SECOND DESIGN:



The Filagree pattern was revised in 1902. The previous abstract curves were replaced by a design composed of stylized, but quite recognizable leaves and flowers. Only a cone cap version was offered. Initially, nib sizes available were, as before, 2, 4, 5, and 6, and the pens were designated simply by the model numbers 12 and 14 through 16. The overlay itself was produced only in Sterling.

In 1906, however, cone cap pens were offered with No. 2 or 4 nibs and gold-filled filagree (model numbers 0512 and 0514). In addition, solid gold filagree was available on a pen fitted with a number 4 nib (model 514). Curiously, although these gold models were specified by the number "5" in the hundreds place of the model number, the silver versions continued to be labelled as models 12, 14, 15, and 16.

By 1908, two larger versions of the silver Filagree pen were introduced with number 7 and 8 nibs. In addition, the silver Filagree pattern was offered on cardinal cone cap pens, in all the same sizes as in black (12, 14, 15, 16, 17, and 18). These were extremely striking pens and are much sought by collectors today.

Also in 1908, the number "4" was added to the model number of the silver Filagree-fitted cone cap pens.


THIRD DESIGN:



The third version of the Filagree pattern appeared in the 1908 Waterman catalog, and was featured in company advertising starting in 1909. The pattern was once more one of abstract curves, and the floral elements were eliminated. The overall pattern was somewhat denser than previously, and the areas of exposed rubber smaller. A ring of indentations was added around the lower cap and at either end of the barrel overlay to aid in preventing slippage of the filagree.

The third Filagree pattern was one of Waterman's most popular overlay patterns. It was used on cone cap eyedrop fillers, pocket eyedrop fillers, checkbook pens, pump fillers, sleeve fillers, safety pens, and lever fillers. It was produced in Sterling, gold-filled, and solid gold, and the silver version was offered on both black and cardinal pens.

FOURTH DESIGN:



The fourth version of the Filagree pattern was introduced in 1923 or 24. It was much more geometric than any of the previous designs, and the exposed rubber areas took the shape of small triangles and diamonds in a regular pattern. This was also a popular pattern and, although sales diminished markedly after the advent of plastic pens, the design persisted into the late thirties. The pattern was available in Sterling, gold-filled, and in both green and yellow solid gold. It was offered on cone cap eyedrop fillers, pocket eyedrop fillers, safety pens, and lever fillers. Although the vast majority of Filagree pens in this design were of black hard rubber, rare cardinal examples are known.


Waterman's Ideal Fountain Pen

WATERMAN OVERLAY PATTERNS OF THE 1920'S

I. OVERLAY TYPES:

A. ON SELF-FILLING, POCKET, AND CONE-CAP PENS:

HALF-COVERED:



REGULAR:




EXTENDED CASE:



B. ON SAFETY PENS:

REGULAR:



FULL-COVERED:



II. OVERLAY PATTERNS:

PLAIN E.C.:




FILAGREE E.C.:




II. OVERLAY PATTERNS (continued):

GOTHIC E.C.:



PANSY PANEL E.C. (Solid Gold Style):



SHERATON E.C.:



HAND - ENGRAVED VINE E.C.:



SCROLL:



BARLEYCORN E.C.:



ETCHED:




PANSY PANEL (Sterling and GF Style):




III. SPECIAL MOUNTINGS:

DIAMOND SET (14 kt. green gold)



PLAIN with DIAMOND-MOUNTED CLIP (14 kt. green gold):



HAND-ENGRAVED VINE (14 kt. green gold):



HAND-ENGRAVED VINE with DIAMOND-MOUNTED CLIP (14 kt. GG):



GOLF SPECIAL (14 kt. green gold):



From the 1925 L. E. Waterman Catalog

		PLAIN	LEC/FC	FILAGREE	LEC/FC	GOthic	LEC/FC	SHERATON	LEC/FC	BARLEYCORN	LEC/FC	SCROLL	LEC/FC	PANSY PANEL	LEC/FC	H-E VINE	LEC/FC
SELF-FILLING	452½V		■		■		■		■		■		■		■		■
	452½V:tc		■		■		■		■		■		■		■		■
	452½		■	■	■	■	■	■	■	■	■	■	■	■	■	■	■
	452		■	■	■	■	■	■	■	■	■	■	■	■	■	■	■
	454		■	■	■	■	■	■	■	■	■	■	■	■	■	■	■
	455		■	■	■	■	■	■	■	■	■	■	■	■	■	■	■
	456		■	■	■	■	■	■	■	■	■	■	■	■	■	■	■
	458		■	■	■	■	■	■	■	■	■	■	■	■	■	■	■
SAFETY	442½V	■	■	■	■	■	■	■	■	■	■	■	■	■	■	■	■
	442½V:tc	■	■	■	■	■	■	■	■	■	■	■	■	■	■	■	■
	442½		■	■	■	■	■	■	■	■	■	■	■	■	■	■	■
	442		■	■	■	■	■	■	■	■	■	■	■	■	■	■	■
	444		■	■	■	■	■	■	■	■	■	■	■	■	■	■	■
	445		■	■	■	■	■	■	■	■	■	■	■	■	■	■	■
	446		■	■	■	■	■	■	■	■	■	■	■	■	■	■	■
POCKET	472½V		■	■	■	■	■	■	■	■	■	■	■	■	■	■	■
	472½V:tc		■	■	■	■	■	■	■	■	■	■	■	■	■	■	■
	472½		■	■	■	■	■	■	■	■	■	■	■	■	■	■	■
	472		■	■	■	■	■	■	■	■	■	■	■	■	■	■	■
	474		■	■	■	■	■	■	■	■	■	■	■	■	■	■	■
	475		■	■	■	■	■	■	■	■	■	■	■	■	■	■	■
	476		■	■	■	■	■	■	■	■	■	■	■	■	■	■	■
	476		■	■	■	■	■	■	■	■	■	■	■	■	■	■	■
REGULAR	412½		■	■	■	■	■	■	■	■	■	■	■	■	■	■	■
	412		■	■	■	■	■	■	■	■	■	■	■	■	■	■	■
	414		■	■	■	■	■	■	■	■	■	■	■	■	■	■	■
	415		■	■	■	■	■	■	■	■	■	■	■	■	■	■	■
	416		■	■	■	■	■	■	■	■	■	■	■	■	■	■	■
	416		■	■	■	■	■	■	■	■	■	■	■	■	■	■	■

tc: Telescoping Cap Style

LEC/FC: Long Extended Case or Full Covered Style

WATERMAN OVERLAY FOUNTAIN PENS OF THE 1920's

SOLID 14kt GOLD

From the 1925 L. E. Waterman Catalog

		PLAIN	LEC/FC	Half-covered	FILAGREE	LEC/FC	Half-covered	GOTHIC	LEC/FC	SHERATON	LEC/FC	BARLEYCORN	LEC/FC	Half-covered	PANSY PANEL	LEC/FC	H-E VINE	LEC/FC	DIAMND-MOUNTED	D CLIP-PLAIN	D CLIP-HE VINE	GOLF SPECIAL
S-F	552½V		■			■			■	■						■	■					
	552½V:tc		■						■	■			■			■	■					
	552½	■	■		■	■			■	■						■	■					
	554	■	■		■	■			■	■						■	■		■	■	■	■
SAFETY	542½V	■	■								■						■	■				
	542½V:tc	■	■								■						■	■				
	542½		■		■													■				
	542		■		■													■				
	544		■		■													■				
	545		■		■													■				
	546		■		■													■				
POCKET	572½V	■	■			■																
	572½V:tc	■	■																			
	572½		■		■																	
	574		■		■																	
REGULAR	312½			■			■							■								
	312																					
	314						■															
	512½	■									■											
	512				■																	
	514	■			■																	
	515				■																	
	516				■																	

Available in: Yellow Gold Only:






Green or Yellow Gold:



WATERMAN OVERLAY PENS OF THE 1920'S
From the 1925 Waterman Catalog

GOLD-FILLED

		PLAIN	LEC/FC	½ Covr	FILAGREE	LEC/FC	½ Covr	GOTHIC	LEC/FC	SHERATON	LEC/FC	SCROLL	LEC/FC	PNSY PNL	LEC/FC	ETCHED	LEC/FC
SELF-FILLING	0352½			■													
	0352			■													
	0354			■													
	0552½V		■					■			■					■	
	0552½V:tc		■					■			■					■	
	0552½	■	■					■			■					■	
	0552	■						■			■					■	
	0554	■						■			■					■	
	0555	■						■			■					■	
	0556	■						■			■					■	
	0558																
SAFETY	0542½V		■								■						■
	0542½V:tc		■								■						■
	0542½		■														■
	0542		■														
	0544		■														
	0545		■														
	0546		■														
POCKET	0372½			■													
	0372			■													
	0374			■													
	0572½V		■								■					■	
	0572½V:tc		■								■					■	
	0572½	■									■					■	
	0572	■									■					■	
	0574	■									■					■	
	0576	■									■					■	
REGULAR	0312½																
	0312			■													
	0314			■													
	0512½																
	0512	■															
	0514	■															
	0515																
	0516																

Available in:  Green or Yellow GF:  Yellow GF only: 

Waterman's Ideal Fountain Pen

EARLY FOUNTAIN PENS OF THE L. E. WATERMAN COMPANY

1888 - 1915

MAJOR TYPES OF PENS PRODUCED

I. STRAIGHT HOLDER




PLAIN, ROUND: First Model (1883 to 1888)



PLAIN, ROUND: Second Model (1884 to ca. 1909)



ROUND, MACHINE-CHASED BARREL (1886 to ca. 1909)



HEXAGON (1898 - ca. 1909)

COLORS:

The machine-chased and hexagon styles were supplied only in black hard rubber. The round, plain model was initially produced in black, but a red and black mottled version was introduced prior to 1899. In 1907, a cardinal version of the round, plain straight holder was introduced.

NIB SIZES:

All of the straight holders illustrated above were, at various times, fitted with nibs of sizes 2, 3, 4, 5, 6, 7, and 8. The number 7 and 8 nibs, however, did not become available until 1907.

MODEL NUMBERS:

The straight holders were identified by a single number, corresponding to the nib size (e.g., 2, 4, 7, etc.). When fitted with overlay, the straight holders were designated by a "0" in the tens place of the

II. OVERLAY PATTERNS (continued):

GOTHIC E.C.:



PANSY PANEL E.C. (Solid Gold Style):



SHERATON E.C.:



HAND - ENGRAVED VINE E.C.:



SCROLL:



BARLEYCORN E.C.:



ETCHED:



PANSY PANEL (Sterling and GF Style):



IB. STRAIGHT HOLDER, VEST POCKET LENGTH



Straight holders in the shorter, vest pocket length were introduced no later than 1899, and were produced until ca. 1909. In addition to the chased barrel (shown), a smooth model was available.

COLORS: Black only

NIB SIZES: 2, 3, 4, 5, and 6

MODEL NUMBERS:

Prior to 1907 or 1908, the short straight holders were indicated by a "3" in the tens position in the model number, followed by the nib size (e.g., 32, 36, etc.). From 1908, the tens position was deleted, and the model numbers became simply the nib size, followed by the letter "V", to indicate vest pocket length (e.g., 2V, 5V, etc.)

AVAILABLE FITTINGS:

a. Double Solid Gold Bands on Barrel:

A vest pocket, machine chased straight holder pen bearing two gold barrel rings in the chased pattern was available prior to 1899 and in nib sizes 2, 3, 4, 5, and 6. This model was continued through 1908, and after 1907, the presence of the gold bands was designated by the suffix G.M. after the model number (e.g., 3V G.M., 5V G.M.).

b. Full Sterling Covered:

In the 1908 Waterman catalog, the first metal overlay vest pocket straight holder was introduced. This pen was offered in Sterling only, in the Barleycorn with Nameplate pattern with No. 2 nib, and bearing the model number 402V:



II. TAPER CAP PENS, ROUND BARRELS



PLAIN (1891 - ca. 1910)



MACHINE-CHASED (1891 - ca. 1910)



CHECKERBOARD (1891 - 1898)

COLORS:

The machine chased version was furnished in black only. The plain model was available in both black and mottled rubber prior to 1899. Cardinal was not furnished. No information is available on colors in the checkerboard pattern, and it is assumed that only black was offered.

NIB SIZES:

Nib sizes 2, 3, 4, 5, 6, 7, and 8 were available in the plain and machine-chased holders. (Nibs No. 7 and 8 available only from 1907 on).

MODEL NUMBERS:

The taper cap pens were designated by the number "2" in the tens place of the model number (e.g., 24, 28, etc.).

AVAILABLE FITTINGS:

a. Double Solid Gold Bands on Barrel

Trim bands were fitted only to the barrels of pens with machine chasing or with the checkered pattern shown above. They were offered as early as 1891 on the checkerboard model and as early as 1893 on the chased version. Though the checkerboard pen disappeared from Waterman advertising after 1898, machine chased taper cap pens continued until ca. 1910. These pens were available with No. 2, 3, 4, 5, or 6 nibs, except for the models bearing bands in the Chased with Nameplate pattern, which were supplied only with No. 2 or No. 4 nibs. After 1907, these pens were identified by the suffix "G.M." after the model number (e.g., 22 G.M., 26 G.M., etc.). Band patterns were:

Plain	Chased
Crescent engraved	Scalloped engraved
Chased with nameplate	

b. Single Solid Gold Middle Band on Barrel

This trim was offered on chased taper cap pens in 1908, and could be fitted with a No. 2 or No. 4 nib. The single gold middle band was designated by the suffix "G.M.M." after the model number. Offered in Plain only.

c. Single Gold-Filled Middle Band on Barrel:

This trim was also offered in 1908 on pens with No. 2 or 4 nibs, and was specified by "G.M.M." after the model number (e.g., 22 G.M.M. or 24 G.M.M.). The band was available in Plain only.

d. Half Silver Covered:

The half silver covered Waterman taper cap pen was introduced and advertised as early as 1891. The barrel was silver covered, while the taper cap remained bare. These pens were available with No. 2 to No. 6 nibs, and were designated by a "2" in the hundreds place of the model number. Patterns offered were (available nib sizes in parentheses after the pattern name):

Plain (2)	Round, chased (2,4,5,6)
Cable chased (2,4)	Fluted barleycorn (2)
Patch (4)	Barleycorn with nameplate (2,4)
Rose wreath (4)	Fluted, chased & barleycorn (2)
Golpheresque (4)	Indian scroll (4)
Unidentified early chased pattern	

e. Full Silver Covered

The full silver covered pens had overlay on both the barrels and on the taper cap. Although a taper cap pen with a full silver overlay in the Filagree pattern was offered in the 1899 Waterman catalog and in advertisements of that year, this pen quickly vanished, and full covered taper cap pens did not reappear until the 1908 catalog. The early, Filagree model was available with No. 2, 4, 5, or 6 nib, while later versions were fitted only with a No. 4. Model number was 424. Patterns offered were:

Filagree	Chased
Snake	Pineapple
Rose wreath	

f. Half Solid Gold Covered:

Half gold covered taper cap pens were introduced in quantity between 1893 and 1899. They were designated by a "3" in the hundreds place of the model number (e.g., 324, 322). All of the patterns were offered in a No. 4 nib only, except for Plain, which was available with either a No. 2 or No. 4, and Colonial, which was offered with a No. 2 point only. Patterns were:

Plain	Round, chased
Octagon, plain	Octagon, chased
Cable chased	Barleycorn
Barleycorn w/nameplate	Golpheresque (Golphi)
Rose wreath	Plain wreath
Colonial	

h. Full Solid Gold Covered

Full gold covered taper cap Watermans appeared for the first time in the 1908 catalog. They were designated by a "5" in the hundreds column of the model number (e.g., 524), and were furnished

only with No. 4 points. The full gold covered taper cap pen was offered in two patterns: Pansy and Pineapple.

i. Half Gold-Filled Covered

Half gold-filled covered pens were not introduced into the Waterman line until the 1903 - 1906 period. They were specified by a "0" in the thousands place of the model number and a "3" in the hundreds position (e.g., 0324, 0322). Available patterns and nib sizes were:

Round, plain (2,4)	Round, chased (2,4)
Golferesque (4)	Patch (4)
Barleycorn w/nameplate (2,4)	

j. Full Gold-Filled Covered

The full gold-filled covered taper cap pens were introduced in the 1908 catalog. They were identified by a "0" in the thousands place and a "5" in the hundreds place of the model number. Two patterns were offered: Pansy and Pineapple. Only a No. 4 nib was fitted.

k. Half Mother-of-Pearl Covered:

Introduced in 1908, this pen featured a mother-of-pearl covered barrel with two chased 18 kt gold-filled trim bands. It was offered in two nib sizes, 2 and 4, and was designated as model numbers 622 and 624.

IIB. TAPER CAP PENS, CARVED BARRELS



CABLE TWIST (1891 - 1910)



OCTAGON TWIST (1891 - 1910)



HEXAGON TWIST (1891 - 1910)

COLORS: Black only

NIB SIZES: 2, 3, 4, 5, 6

MODEL NUMBERS:

The carved barreled taper cap pens were identified by a "2" in the tens place of the model number (to designate a taper cap), with a "1" in the hundreds position (e.g., 124, 126).

AVAILABLE FITTINGS: None

III. CONE CAP PENS



PLAIN (1893 - ca. 1929)



THREADED SECTION (Pre-1899 - 1907)



MACHINE - CHASED (1901 - ca. 1929)

The cone cap eyedropper filler first appears in Waterman advertising in 1893. It is distinguished from earlier models by the streamlined joint between the barrel of the pen and the section. The exact date that this line was discontinued is not known, but cone cap pens continued to be prominently featured in the 1925 catalog, and it is assumed that these pens continued until the introduction of Waterman plastic pens in 1929.

COLORS:

Both the plain and threaded section type of cone cap pen were available in both black and mottled red-and-black rubber by 1899. In 1907, plain cone cap pens were introduced in cardinal, as well. The chased version was produced in black only.

NIB SIZES:

The plain and machine chased models were produced with nibs of sizes 2, 3, 4, 5, 6, 7, and 8. Because the threaded section model was deleted prior to the introduction of No. 7 and 8 nibs, it was produced in sizes 2 through 8 only.

MODEL NUMBERS:

Cone cap pens were identified by a "1" in the tens position of the model number (e.g., 12, 16, etc.).

AVAILABLE FITTINGS:

a. Double Solid Gold Bands on Barrel

As with other styles of Waterman pen, gold and gold-filled trim bands were only fitted to the barrels of chased pens. Double gold trim bands were introduced on cone cap pens in the 1903 catalog and in advertising of 1904. This trim was

in pens with nib sizes from No. 2 to No. 6, and, after 1907 was designated by the letters "G.M." following the model number (e.g., 14 G.M., 15 G.M.). The trim bands were offered in the following patterns:

Plain	Chased
Ribbed	Scalloped engraved
Crescent engraved	

b. Double Gold-Filled Bands on Barrel

Double gold-filled trim bands were also designated by the suffix "G.M.", and were also available on pens sized 12 through 16. The gold-filled bands were offered in plain and in chased only.

c. Single Solid Gold Middle Band on Barrel

The single gold middle band appeared on chased cone cap pens in Waterman advertising in 1903. It was designated, after 1907, by the suffix "G.M.M." after the model number (eg., 14 G.M.M., 16 G.M.M., etc.). A narrow, plain band was available on 12 and 14 size pens, while a wide band in plain, scroll, or pansy could be ordered on 12, 14, 15, or 16 pens.

d. Single Gold-Filled Middle Band on Barrel

By 1908, gold-filled middle bands were also available. Like the solid gold version, they were designated by the suffix "G.M.M." after the model number. However, the gold-filled band was offered in only one style, the narrow, plain version, which could be ordered on the number 12, 13, 14, 15, or 16 chased cone cap pens.

e. Gold-Filled Band on Cap

Beginning in 1903, the cone cap pens were offered with a wide, chased, gold-filled band on the lower cap. Like the pens with two double bands on the barrel, these were designated with a "G.M." after the model number. This trim was offered on all models in the chased cone cap line, from 12 to 18.

f. Half Silver Covered

The half silver covered Waterman cone cap pens, unlike those mounted with gold cap or barrel rings, were offered only in smooth black hard rubber. The first of these, in a Heavy Flower, Rose pattern, was presented in the 1903 catalog. The half silver covered decoration was specified by a "2" in the hundreds column of the model number (e.g., 212, 214, etc.). This trim, in the Etched pattern, was produced in 212, 214, 215, 216, 217, and 218 sizes. All other patterns were made only in the 214 version. Available were:

Heavy flower, rose	Heavy flower, lily
Lace	Rose wreath
Etched	

g. Full silver covered

The first decorated cone-cap Waterman was produced in full

silver overlay. This was a very popular pen, and was continued until the Filagree pattern was revised in 1908. Aside from the original and revised Filagree designs, no other full covered silver Waterman cone caps were introduced until well after 1920. The full cover sterling pens were designated by a "4" in the hundreds place of the model number (e.g., 412, 416, etc.).

The silver Filagree pens were produced in all sizes, from 412 to 418.

In 1907, the Sterling filagree pattern was introduced on cardinal rubber cone cap pens. These were initially made with the old-style silver pattern, then, from 1908 on, with the revised design.

h. Half Solid Gold Covered

Only one half gold covered cone cap pen was produced. With a number 4 nib, the model number was 314. It was introduced in 1907 or 1908 in a pattern known as Chased Filagree.

g. Full solid Gold Covered

The first full solid gold covered cone cap Waterman appeared between 1903 and 1906 in the Filagree pattern. The full covered gold decoration was designated by a "5" in the hundreds column of the model number. By 1908, several additional versions had been introduced. All bore No. 4 nibs and, therefore, the model number 514. Patterns produced in solid gold were:

Filagree, original style	Filagree, revised style
Chased Filagree	Colonial
Majestic	Plain
Plain, diamond mounted	Emerald end special fluted
Professional design	Masonic design

h. Half Mother-of Pearl Covered

Introduced in 1907 or 1908, this pen featured a barrel covered with strips of mother-of-pearl and trimmed with two chased, 18 kt. gold-filled bands. It was designated by a "6" in the hundreds column of the model number (e.g., 612, 614), and was produced with a No. 2 or a No. 4 nib

IIIB. CONE CAP PENS, VEST POCKET LENGTH



PLAIN (1907-08 to ca. 1929)



CHASED (1907-08 to ca. 1929)

The vest pocket cone cap waterman pens were identical in diameter to the corresponding full-length pen.

COLORS: Black only

NIB SIZES: 2, 3, 4, 5, & 6

MODEL NUMBERS:

The short length pens were designated by the suffix "V" following the model number (e.g., 12V, 16V)

AVAILABLE FITTINGS: None

IIIC. CONE CAP PENS, SECRETARY (SLENDER) STYLE



PLAIN (1907-08 to ca. 1929)



CHASED (1907-08 to ca. 1929)

COLORS: Black only

NIB SIZES: 2 only

MODEL NUMBERS:

The Secretary Pens were specified by the suffix "½" following the model number (e.g., 12½, 412½, etc.).

AVAILABLE FITTINGS:

- a. Double Gold-Filled Bands on Barrel
Chased or plain. Model number 12½G.M.
- b. Single Solid Gold Middle Band
Model 12½G.M.M.
- c. Half Silver Covered
Colonial pattern. Model 212½
- d. Full Silver Covered
Filagree or Colonial pattern. Model 412½
- h. Half Solid Gold Covered
Colonial or Barleycorn. Model 312½
- i. Full Solid Gold Covered
Filagree or Barleycorn pattern. Model 512½

- j. Full Gold-Filled Covered
Plain pattern. Model 0512½


IV. THE PUMP FILLER



WATERMAN PUMP FILLER (1903 to ca. 1910)

The pump filler was essentially a cone cap pen with a self-filling mechanism added. It was Waterman's first attempt to produce a self-filling pen. Although the pump filler apparently worked fairly well when new, it was prone to early failure.

FILLING MECHANISM:



COLORS: Black, red and black mottled

NIB SIZES: 2, 3, 4, 5, 6, 7, & 8

MODEL NUMBERS:

The pump filler was designated by adding the letter "P" after the model number for the corresponding cone cap pen (e.g., 12P, 16P)

AVAILABLE FITTINGS:

- a. Full Silver Covered

The pump filler was available in a silver Filagree version in nib sizes 2, 4, 5, and 6. Model numbers were 412P, 414P, etc.

V. THE SAFETY PEN



"J" SERIES SAFETY PEN (ca. 1906)

The "J" series safety pen appears to have been a prototype for later models. It is distinguished from the "S" series by a. a slip cap and absence of barrel threads, b. a knurled operating knob, and c. its mechanism, which rotates the nib as it extends or retracts.



THE WATERMAN SAFETY PEN (1907 - ca. 1930)

The early Waterman Safety Pen was supplied in black smooth hard rubber, chased black rubber, mottled, and cardinal. It was available in regular (5 to 5 1/4") and vest pocket (4 1/4 to 4 1/2") lengths, and in nib sizes of 2, 4, and 5.

Fittings included double gold barrel bands in chased or plain, a single plain middle band, or sterling overlay in the Filagree pattern:



During the following two decades, the Safety Pen would be produced in a wide variety of sizes and with various overlay patterns of silver, gold, and gold-filled. These later developments are beyond the scope of this report.

VI. THE CHECKBOOK PEN



THE CHECKBOOK PEN (1907-08.to ?)

The Checkbook pen was introduced in the 1908 Waterman catalog, and was featured in advertising during 1909. It was essentially a small straight holder type of pen with an unusual cap which flared prominently outward at the top.

COLORS: Black, cardinal

NIB SIZES: 2 only

MODEL NUMBER: None

AVAILABLE FITTINGS:

Full Sterling overlay, in the Filagree pattern was the only decorative fitting supplied in this model:



VII. THE BABY PEN



THE BABY PEN (1907-08 to ?)

The Baby Pen was simply a very small straight holder type of eyedropper filler, designed for a child's use. It was introduced in the 1908 catalog and advertised in 1909. The length of time that this pen was in production is unknown.


COLORS: Black only

NIB SIZE: 2 only

MODEL NUMBER: None

AVAILABLE FITTINGS: None

VIII. THE CHATELAINE PEN



THE CHATELAINE PEN (1907-08 to ?)

This pen is Waterman's first effort to produce a ladies' ring pen. In order to retain the barrel of the pen in place while being worn, the cap and barrel are threaded and the pen screws securely closed when not in use.

COLORS: Black only

NIB SIZES: 2, 4, 5, 6, 7, and 8

MODEL NUMBERS: 12 G.M. Chatelaine - 18 G.M. Chatelaine

AVAILABLE FITTINGS:

The Chatelaine Pen was supplied only as illustrated above, with chased gold trim rings on the middle of the barrel and at the top of the cap, ribbon ring, and chatelaine attachment.

IX. THE SLEEVE FILLER



SLEEVE FILLER (1908 - 1915)

COLORS: Black only

NIB SIZES:

Number 2 and 4 nibs were available. The plain model was fitted

only with a number 2 nib, while the gold-banded model was available with either.

MODEL NUMBERS: 12SF and 14SF

AVAILABLE FITTINGS:

a. Single Gold Band on Barrel

A medium-width, engraved band was fitted on the barrel between the section and the filling mechanism. Available with a No. 2 or No. 4 nib.

b. Full Silver Covered

The sleeve filler was also available in a silver overlay model in the Filagree pattern

X, COIN FILLER



COIN FILLER (1913 - 1915)

Also produced in a chased model

COLORS: Black only
MODEL NUMBERS 12PSF

NIB SIZES: No. 2
AVAILABLE FITTINGS: None

PART 2: ILLUSTRATIONS OF PATTERNS USED IN GOLD AND GOLD-FILLED TRIM BANDS

DOUBLE TRIM BANDS ON BARREL

PLAIN:



Material: Gold or GF

CREASED:



Material : Gold

RIBBED:



Material: Gold

CRESCENT ENGRAVED:



Material Gold

SCALLOPPED ENGRAVED:



Material: Gold

CHASED:



Material: Gold or GF


CHASED WITH NAMEPLATE:



Material: Gold

SINGLE TRIM BAND ON BARREL

NARROW, PLAIN:



Material: Gold or GF

WIDE, PLAIN:



Material: Gold (later also GF)

WIDE, SCROLL PATTERN:



Material: Gold

WIDE, PANSY PATTERN:



Material: Gold

SINGLE TRIM BAND ON CAP


WIDE, CHASED:



Material: Gold-Filled

PART 3: OVERLAY PATTERNS OF THE EARLY WATERMAN LINEPLAIN, ROUND

PLAIN PATTERN, FULL COVERED on STRAIGHT HOLDER PEN



PLAIN PATTERN, HALF COVERED on TAPER CAP PEN



PLAIN PATTERN, FULL COVERED on CONE CAP PEN

The Plain, Round pattern was introduced prior to 1899 in sterling, solid 14 kt. gold, and rolled gold. This was the first Waterman overlay pattern to be produced in the gold-filled material. The pattern was continued at least until 1925 and was applied to the lever-filler and pocket pens of that period.

HOW SUPPLIED:

Material	Pen Type	Half/Full	Model Nos.
Sterling	Straight Holder	F	402, 404
	Taper Cap	H	222
	Safety	F	442½V
14 kt. Gold	Straight Holder	F	504
	Taper Cap	H	322, 324
	Cone Cap	F	514
	Safety	F	542½V, 542½, 542-6
18 kt. GF	Straight Holder	F	0502, 0504
	Taper Cap	F	0322, 0324
	Cone Cap	F	0512, 0514, 0512½
	Safety	F	0542½V, 0542½, 0542-6

ROUND, CHASED PATTERN

ROUND, CHASED PATTERN, FULL COVERED on TAPERED CAP PEN



ROUND, CHASED PATTERN, FULL COVERED on STRAIGHT HOLDER



ROUND, CHASED PATTERN, HALF COVERED on TAPERED CAP PEN

The Round Chased pattern appeared in the 1899 Waterman catalog, and is documented as appearing in advertising as early as 1898. It was continued until the deletion of the straight holder and taper cap pens ca. 1909-1910.

HOW SUPPLIED:

<u>Material</u>	<u>Pen Type</u>	<u>Half/Full</u>	<u>Model Nos.</u>
Sterling	Straight Holder	F	402, 404
	Taper Cap	H	222, 224, 225, 226
	Taper Cap	F	424
14 kt. Gold	Straight Holder	F	504
	Taper Cap	H	324
18 kt. GF	Straight Holder	F	0502, 0504
	Taper Cap	H	0322, 0324

OCTAGON, PLAIN PATTERN

NO ILLUSTRATION

The metal covered octagon holders first appeared in Waterman advertising in 1897, and are featured in the 1899 catalog. The line was apparently discontinued between 1900 and 1903.

HOW SUPPLIED:

<u>Material</u>	<u>Pen Type</u>	<u>Half/Full</u>	<u>Model Nos.</u>
Sterling	Straight Holder	F	404
	Tapered Cap	H	224
14 kt. Gold	Straight Holder	F	504
	Tapered Cap	F	324

OCTAGON, CHASED PATTERN

CHASED OCTAGON PATTERN, FULL COVERED on STRAIGHT HOLDER PEN

Introduced in 1897 or before; discontinued 1900-1903.

HOW SUPPLIED:

<u>Material</u>	<u>Pen Style</u>	<u>Half/Full</u>	<u>Model Nos.</u>
Sterling	Straight Holder	F	404
	Tapered Cap	H	224
14 kt. Gold	Straight Holder	F	504
	Tapered Cap	H	324

CABLE, PLAIN

PLAIN CABLE PATTERN, HALF COVERED on TAPER CAP PEN

The plain cable pattern was introduced into the Waterman line no later than 1893, and is featured in an advertisement of that year. It appears to have been discontinued between 1900 and 1903.

HOW SUPPLIED:

<u>Material</u>	<u>Pen Style</u>	<u>Half/Full</u>	<u>Model Nos.</u>
Sterling	Tapered Cap	H	222,224
14 kt. Gold	Tapered Cap	H	324

CABLE, CHASED

CABLE CHASED PATTERN, FULL COVERED on STRAIGHT HOLDER



CABLE CHASED PATTERN, HALF COVERED on TAPERED CAP PEN

The Cable Chased pattern was introduced in 1893 or before, and was

produced until the straight holder and taper cap pens were deleted in 1909-1910. The gold model (324), however, was made only until 1900-02.

HOW SUPPLIED:

<u>Material</u>	<u>Pen Style</u>	<u>Half/Full</u>	<u>Model Nos.</u>
Sterling	Straight Holder	F	402
	Tapered Cap	H	222, 224
Gold, 14 kt.	Tapered Cap	H	324

BARLEYCORN

BARLEYCORN PATTERN, FULL COVERED on STRAIGHT HOLDER PEN



BARLEYCORN PATTERN, HALF COVERED on TAPER CAP PEN

The original Barleycorn pattern was introduced no later than 1893. It was distinguished by being completely covered with the fine, Barleycorn pattern, and afforded no smooth area for engraving a name or initials. The original Barleycorn pattern appears to have been made gold or Sterling, and disappeared by 1906, supplanted by the Barleycorn with Nameplate design.

HOW SUPPLIED:

<u>Material</u>	<u>Pen Style</u>	<u>Half/Full</u>	<u>Model Nos.</u>
Sterling	Straight Holder	F	404
	Taper Cap	H	224
Gold, 14 kt.	Straight Holder	F	504
	Taper Cap	H	324

BARLEYCORN with NAMEPLATE

BARLEYCORN with NAMEPLATE, FULL COVERED on STRAIGHT HOLDER



BARLEYCORN with NAMEPLATE, FULL COVERED on SHORT STRAIGHT HOLDER



BARLEYCORN with NAMEPLATE, HALF COVERED on TAPER CAP PEN

The Barleycorn pattern with a nameplate for engraving first appeared in the Waterman catalog of 1899, offered in Sterling only on the number 2 straight holder and the number 22 taper cap pen. The pattern remained in the Waterman line until at least 1925, but was never employed on a great number of models or on any of the larger pens.

HOW SUPPLIED:

<u>Material</u>	<u>Pen Style</u>	<u>Half/Full</u>	<u>Model Nos.</u>
Sterling	Straight Holder	F	402, 404
	Straight Holder, Vest Length	F	402V
	Taper Cap	H	222, 224
	Safety	F	442½V
Gold, 14 kt.	Straight Holder	F	504
	Taper Cap	H	322, 324
	Safety	F	542½V
	Cone Cap	H	312½
GF, 18 kt.	Straight Holder	F	0502, 0504
	Taper Cap	H	0302, 0304

FLUTED BARLEYCORN



FLUTED BARLEYCORN PATTERN, HALF COVERED on TAPER CAP PEN

The Fluted Barleycorn pattern originated no later than 1899, and was characterized by the presence of concave flutes running the length of the pen, similar in appearance to a greek column. Alternate flutes were surfaced in the Barleycorn design, while the rest were smooth. This design was relatively short-lived, disappearing between 1900 and 1903.

HOW SUPPLIED:

<u>Material</u>	<u>Pen Style</u>	<u>Half/Full</u>	<u>Model Nos.</u>
Sterling	Straight Holder	F	402
	Taper Cap	H	222


FLUTED, CHASED AND BARLEYCORN

FLUTED, CHASED AND BARLEYCORN PATTERN, HALF COVERED
on TAPER CAP PEN

This pattern also featured longitudinal flutes, but, in this design, alternate flutes were Chased, while the remainder were surfaced in the Barleycorn pattern. The design was introduced prior to 1899, and was produced until 1907.

HOW SUPPLIED:

<u>Material</u>	<u>Pen Style</u>	<u>Half/Full</u>	<u>Model Nos.</u>
Sterling	Straight Holder	F	402
	Taper Cap	H	222

REPOUSSE'

REPOUSSE' PATTERN, FULL COVERED on STRAIGHT HOLDER

The Repousse' pattern appeared in Waterman advertisements in 1893. It continued in production until the straight holders were phased out ca. 1909.

HOW SUPPLIED:

<u>Material</u>	<u>Pen Style</u>	<u>Half/Full</u>	<u>Model Nos.</u>
Sterling	Straight Holder	F	404
Gold	Straight Holder	F	504

UNIDENTIFIED EARLY FLORAL PATTERN

The above pen appeared in Waterman advertising from 1891 through 1896. It appears to have been discontinued between 1896 and 1898, as it does not appear in the 1899 catalog. It is shown only as a full covered straight holder pen and the material, nib size, and model number are not known.

UNIDENTIFIED EARLY CHASED PATTERN

This pattern was advertised between 1891 and 1895. It is not listed in the 1899 Waterman catalog, and appears to have been dropped from the line prior to that date. It is illustrated in advertisements only in the half covered taper cap style. Material, nib sizes, and model numbers are unknown.

FILAGREE, ORIGINAL DESIGN

TAPER CAP PEN, FULL COVERED in SILVER FILAGREE



CONE CAP PEN, FULL COVERED in SILVER FILAGREE

The original Filagree design was introduced into the Waterman line in 1899. As the above illustrations show, this pattern was an open design formed from a series of gentle curves. The original filagree design was apparently produced for only three years, until 1902, when it was replaced with an even more open pattern incorporating stylized flowers and leaves. Some of these pens were fitted with the star nib.

HOW SUPPLIED:

<u>Material</u>	<u>Pen Style</u>	<u>Half/Full</u>	<u>Model Nos.</u>
Sterling	Taper Cap	F	22, 24, 25, 26
	Cone Cap	F	12, 14, 15, 16

GOLFERESQUE (GOLPH)

GOLFERESQUE PATTERN, FULL COVERED on STRAIGHT HOLDER

The Golferesque overlay pattern was introduced in Waterman advertising in 1901. The design remained in production until the straight holder and taper cap pens were discontinued in 1909-1910. In 1908, the name of the Golferesque design was shortened to "Golph".

HOW SUPPLIED:

<u>Material</u>	<u>Pen Style</u>	<u>Full/Half</u>	<u>Model Nos.</u>
Sterling	Straight Holder	F	402, 404
	Tapered Cap	H	224
Gold, 14 kt.	Straight Holder	F	504
	Tapered Cap	H	324
GF, 18 kt.	Straight Holder	F	0502, 0504
	Tapered Cap	H	0324

PATCH (PURITAN)

PATCH PATTERN, FULL COVERED on STRAIGHT HOLDER



PATCH PATTERN, HALF COVERED on TAPERED CAP PEN

The Patch pattern was introduced in 1900 - 1903, and is featured in the 1903 Waterman catalog. It was continued until 1909 - 1910, but, in 1908, its name was changed to "Puritan"

HOW SUPPLIED:

<u>Material</u>	<u>Pen Style</u>	<u>Full/Half</u>	<u>Model Nos.</u>
Sterling	Straight Holder	F	402, 404
	Tapered Cap	H	224
GF, 18 kt.	Straight Holder	F	0502, 0504
	Tapered Cap	H	0324

INDIAN SCROLL

INDIAN SCROLL PATTERN, FULL COVER on STRAIGHT HOLDER

The Indian Scroll design was introduced between 1900 and 1903 and was continued until 1909 - 1910.

HOW SUPPLIED:

<u>Material</u>	<u>Pen Style</u>	<u>Half/Full</u>	<u>Model Nos.</u>
Sterling	Straight Holder	F	404
	Taper Cap	H	224
Gold, 14 kt.	Straight Holder	F	504

FILAGREE, SECOND DESIGN

CONE CAP PEN, FULL COVERED IN SILVER FILAGREE

The second version of the Waterman Filagree pattern began to appear in company advertising in 1902, and was featured in the 1903 Waterman catalog. It was available only on cone cap pens, and was easily identified by its very open design, which incorporated stylized leaves and flowers. From 1903 through 1906, silver Filagree pens were offered with nibs No. 2, 4, 5, and 6. These pens were identified with model numbers 12, 14, 15, and 16, and were not labelled with the "4" in the hundreds position which was generally used to designate full silver overlay pens.

By 1906, the Filagree pattern was also produced in gold-filled, with a number 2 or 4 nib, and in solid gold, with a 4 nib only. Oddly, these models were numbered 0512, 0514, and 514, even though their silver counterparts were still numbered 12, 14, etc.

By 1908, the silver overlay models finally received their "4" designation, converting their model numbers to 412, 414, etc. In addition, larger pens were added to the line, bearing No. 7 and 8 nibs.

Additionally, in 1908, the silver filagree pattern became available on cardinal rubber. These pens were produced in the 412, 414, 415, 416, 417, and 418 sizes. They are extremely attractive and are quite rare today.

Later in 1908; the second design of the Filagree pattern was replaced by the third version.

HOW SUPPLIED:

<u>Material</u>	<u>Pen Style</u>	<u>Half/Full</u>	<u>Model No.</u>
Sterling	Cone Cap, Black	F	12, 14-18 (412, 414-418)
	Cone Cap, Cardinal	F	412, 414-418
Gold, 14 kt.	Cone Cap, Black	F	514
GF, 18 kt.	Cone Cap, Black	F	0512, 0514

HEAVY FLOWER

HEAVY FLOWER (LILY) PATTERN, HALF COVERED ON CONE CAP PEN



HEAVY FLOWER (ROSE) PATTERN, HALF COVERED ON CONE CAP PEN



HEAVY FLOWER (ROSE) PATTERN, FULL COVERED ON STRAIGHT HOLDER

The Heavy Flower design was introduced between 1903 and 1905. It was available in two varieties: rose and lily, as illustrated above.

HOW SUPPLIED:

<u>Material</u>	<u>Pen Style</u>	<u>Half/Full</u>	<u>Model Nos.</u>
Sterling	Straight Holder	F	404
	Cone Cap	H	214

CHASED FILAGREE

CHASED FILAGREE, HALF COVERED ON CONE CAP PEN

The Chased Filagree pattern was introduced ca. 1905, and first appeared in Waterman advertising on that date. This was a more ornate design than the regular Filagree pattern. The Chased Filagree pattern was also the first Waterman overlay to utilize a line of tiny indentations near the ends of the metal to help prevent slippage.

HOW SUPPLIED:

<u>Material</u>	<u>Pen Style</u>	<u>Half/Full</u>	<u>Model Nos.</u>
Gold, 14 kt.	Cone Cap	F	514
		H	314
GF, 18 kt.	Cone Cap	F	0514
		H	0314

ETCHED

ETCHED PATTERN, HALF COVERED on CONE CAP PEN

The Etched pattern was introduced in Waterman advertising in 1906, and was featured in the 1908 catalog.

HOW SUPPLIED:

<u>Material</u>	<u>Pen Style</u>	<u>Half/Full</u>	<u>Model Nos.</u>
Sterling	Cone Cap	H	212, 214-218

ROSE

ROSE PATTERN, FULL COVERED on STRAIGHT HOLDER

The first known reference to the Rose pattern is the 1908 Waterman catalog.

HOW SUPPLIED:

<u>Material</u>	<u>Pen Style</u>	<u>Half/Full</u>	<u>Model Nos.</u>
Gold, 14 kt.	Straight Holder	F	504

PLAIN WREATH

PLAIN WREATH PATTERN, FULL COVERED on STRAIGHT HOLDER



PLAIN WREATH PATTERN, HALF COVERED on TAPER CAP PEN

The first known reference to the Plain Wreath pattern is in the 1908 Waterman catalog.

HOW SUPPLIED:

<u>Material</u>	<u>Pen Style</u>	<u>Half/Full</u>	<u>Model Nos.</u>
Gold, 14 kt.	Straight Holder	F	504
	Tapered Cap	H	324

SNAKE

SNAKE PATTERN, FULL COVERED on TAPERED CAP PEN

The first known reference to the Waterman Snake pattern is the 1908 catalog.

HOW SUPPLIED:

<u>Material</u>	<u>Pen Style</u>	<u>Half/Full</u>	<u>Model Nos.</u>
Sterling	Tapered Cap	F	424

ROSE WREATH

ROSE WREATH PATTERN, FULL COVERED on TAPER CAP PEN



ROSE WREATH PATTERN, HALF COVERED on CONE CAP PEN

HOW SUPPLIED:

<u>Material</u>	<u>Pen Style</u>	<u>Half/Full</u>	<u>Model Nos.</u>
Sterling	Taper Cap	H	224
	Conc. Cap	F	424
	Taper Cap	H	214
Gold, 14 kt.	Taper Cap	H	324


PINEAPPLE

PINEAPPLE PATTERN, FULL COVERED on TAPER CAP

First known reference to the Pineapple pattern is the 1908 Waterman catalog.

HOW SUPPLIED:

<u>Material</u>	<u>Pen Style</u>	<u>Full/Half</u>	<u>Model Nos.</u>
Sterling	Taper Cap	F	424
Gold, 14 kt.	Taper Cap	F	524
GF, 18 kt.	Taper Cap	F	0524

PANSY

PANSY PATTERN, FULL COVERED on TAPER CAP PEN

First known reference to the Pansy pattern is the 1908 Waterman catalog.

HOW SUPPLIED:

<u>Material</u>	<u>Pen Style</u>	<u>Full/Half</u>	<u>Model Nos.</u>
Gold, 14 kt	Taper Cap	F	524
GF, 18 kt.	Taper Cap	F	0524


GRECIAN

GRECIAN PATTERN, FULL COVERED on STRAIGHT HOLDER PEN

The first known reference to the Grecian pattern is the 1908 Waterman catalog.

HOW SUPPLIED:

<u>Material</u>	<u>Pen Style</u>	<u>Full/Half</u>	<u>Model Nos.</u>
Gold, 14 kt.	Straight Holder	F	504

COLONIAL

COLONIAL PATTERN, FULL COVERED on CONE CAP PEN



COLONIAL PATTERN, HALF COVERED on TAPER CAP PEN

The first known reference to the Colonial pattern is the 1908 Waterman catalog.

HOW SUPPLIED:

<u>Material</u>	<u>Pen Style</u>	<u>Half/Full</u>	<u>Model Nos.</u>
Sterling	Cone Cap	H	212, 214, 212½
		F	412, 414, 412½
Gold, 14 kt.	Taper Cap	H	322
	Cone Cap	H	314, 312½
		F	514

LACE

LACE PATTERN, HALF COVERED on CONE CAP PEN

The first known reference to the Lace pattern is the 1908 catalog.

HOW SUPPLIED:

<u>Material</u>	<u>Pen Style</u>	<u>Half/Full</u>	<u>Model Nos.</u>
Sterling	Cone Cap	H	214

PEARL, GOLD MOUNTED

PEARL, GOLD MOUNTED PATTERN, HALF COVERED on TAPER CAP PEN

The Waterman 1908 catalog is the first known illustration of the Pearl, Gold Mounted pattern. The design was subsequently advertised as late as 1910. The barrel of this pen was covered with mother-of-pearl strips and mounted with two, crescent chased gold-filled bands.

HOW SUPPLIED:

<u>Material</u>	<u>Pen Style</u>	<u>Half/Full</u>	<u>Model Nos.</u>
Mother-of-pearl	Taper Cap	H	622 G.M., 624 G.M.
	Cone Cap	H	612 G.M., 614 G.M.

DIAMOND-MOUNTED

DIAMOND-MOUNTED, FULL COVERED CONE CAP PEN

The 1908 Waterman catalog is the first known reference to the diamond mounted cone cap pen. The overlay design, however, was subsequently adapted to the Waterman lever-filler and was produced well into the twenties. Supplied only in solid gold, only in cone cap style, and only in number 514 size.

EMERALD END SPECIAL FLUTED

EMERALD END SPECIAL FLUTED CONE CAP PEN

Introduced in the 1908 catalog. Supplied only in cone cap style, solid gold with number 4 nib.

MAJESTIC

MAJESTIC PATTERN, FULL COVERED on CONE CAP PEN

First illustrated in the 1908 Waterman catalog.

HOW SUPPLIED:

<u>Material</u>	<u>Pen Style</u>	<u>Full/Half</u>	<u>Model Nos.</u>
Gold, 14 kt.	Cone Cap	F	514
GF, 18 kt.	Cone Cap	F	0512, 0514

EMBLEM PENS

EMBLEM PEN: BLACK HARD RUBBER with GOLD BAND



EMBLEM PEN: FULL COVERED in SOLID GOLD

Black hard rubber model was furnished in 12, 13, and 14 sizes.
Gold model furnished only in 514 model.

FILAGREE: THIRD DESIGN



FILAGREE PATTERN, FULL COVERED on CONE CAP PEN



FILAGREE PATTERN, FULL COVERED on SAFETY PEN



FILAGREE PATTERN, FULL COVERED on CHECKBOOK PEN

The third Filagree design was introduced in the 1908 Waterman catalog, and began to appear in company advertising the following year. This version of the pattern was distinguished from the previous one by a return to a curvilinear, abstract design without any floral elements. The filagree was considerably more dense than previously, and the areas of exposed rubber were smaller.

HOW SUPPLIED:

<u>Material</u>	<u>Pen Style</u>	<u>Half/Full</u>	<u>Model Nos.</u>
Sterling	Cone Cap, Blk	F	412½, 412, 414-418
	Cone Cap, Cardinal	F	412, 414-418
	Checkbook	F	-
	Safety	F	442-446
	Pump Filler	F	412P, 414P, 415P, 416P
	Sleeve Filler	F	412SF, 414SF
	Lever Filler	F	Later development
Gold	Cone Cap, Blk	F	512½, 514, 515, 516
	Safety	F	Later development
	Lever Filler	F	Later development
GF	Cone Cap, Blk	F	0512, 0514-0516
	Safety	F	Later development
	Lever Filler	F	Later development

The third filagree was produced until 1923, when the design was again revised.